



KLIC HOME[®]
IMPROVEMENTS



The
Flush Casement
Collection



Welcome
HOME

Contents

<i>No ordinary home</i>	04
<i>Your home</i>	05
<i>Tradition and performance</i>	06
<i>Technical overview</i>	07
<i>Something old, something new</i>	08-09
<i>Conserving and advancing</i>	10-11
<i>Essential details</i>	12-13
<i>Secured by design</i>	14
<i>Commitment to quality</i>	15



Your home

There are few who would disagree that a special house needs special windows. A Georgian townhouse with its tall, elegant proportions and its strict vertical alignments needs windows that complement the house's façade. A rough-hewn, stone cottage needs a different approach to the simple modernism of a 1930s art-deco-inspired bungalow and both of those need a window that reflects their particular character. But for all the diversity in windows and glazing, there's one thing that all houses should be: a home.

Part of transforming a house into a home is, of course, about the people who live there, but on a more practical level, comfort, performance and security are critical. It's hard to feel relaxed if your house is cold. It's even harder if your windows rattle every time there's more than a gentle breeze or if water penetrates when it's raining. Fortunately, you don't have to put up with things like that. Modern materials and glazing technologies have made homes warmer, safer and more secure. They have made windows that are easier to look after and kinder to the planet. And now that there are high-performing, PVC-U Flush Casement windows you can feel really at home in *your* special home.



No ordinary home...

Our heritage

We're fortunate to have a rich tradition and history. It's reflected in our buildings which show the changing fashions in architecture and the development of the craftsmen's skills. Our diverse geology is shown in the materials we've used: rich red clays, soft grey limestone, Welsh slate, crystalline granite, and sharp, scalloped flints. Every bit of our past is precious because it's made us who we are.

Our future

Every era has its own revolutionaries: those who break the mould, strike out, create a building that redefines a home. When that happens, the rules change. Tall buildings become wide buildings, rich becomes simple, and texture and colour replace detail and ornament. The inspirational architects who have shown such vision have made our culture richer and have opened our eyes to new possibilities.



TECHNICAL OVERVIEW

Our window ranges are the product of over £13 million of investment in energy efficiency, security and system development.

Tradition and performance

If PVC-U had been available to builders in the past, they would have used it. No one disputes the beauty of timber, but it has drawbacks. In the wet, it can swell. In dry conditions, it can shrink. It can warp or twist and whatever else you do, you'll always have to find the time to take good care of it. Imagine never having to paint a window. Imagine never having a window already welded shut with layers of paint.

PVC-U windows are tough, durable and insulating. They need hardly any maintenance. They open easily and when they're closed, they are secure. Our Optima Flush windows replicate the appearance of traditional wooden frames: the delicate curves, detailing and trims, even the colours, grain and texture, but there's more on offer than good looks. Multi-chambered frames are secure and strong, advanced seals block the weather, high-specification glazing provides thermal and acoustic insulation. We don't believe in 'either/or' – we know you can have traditional style and 21st century performance.

Every detail


There are no corners cut, no detail left out that should be there. We've looked at every aspect of our window design, every angle, every joint, and every groove – even the positioning of screws you'll never see. Hardware is perfect, colours appropriate, proportions exactly right. Everything matters. Every, little thing.

Safe and secure

Style matters, but so does security. That's why our profiles are robust and impact-resistant and our locking systems advanced. Simple measures, like toughened glass in windows that are 600mm or wider from floor level. Egress hinges which ensure you've got an escape route in case of emergency, help to keep your family safe and sound. Our Optima flush windows are also available with Secured by design certification to comply with Part Q of the building regulations.

Insulated

When it's cold outside, you want to be warm indoors. When the sun's blazing, you don't want to overheat. Smart glass technologies and multi-chambered frames insulate your home, not just from fluctuating temperatures but also from external noise. No draughts, no cold spots, just peace, quiet, and year-round comfort. Our Optima flush casement windows come as A-Rated as standard.



- 1 Slim sightline window frame, with extensive choice of colour and finish options
- 2 Thermally efficient outer frame featuring six 'honeycomb' chambers and five chamber sash
- 3 Energy efficient recycled composite material or full steel reinforcement options
- 4 Deeper drainage channels carry water away quickly improving weather performance
- 5 10mm cover on weather seals for ultimate weather tightness
- 6 Specially designed hardware fixing points and local thickening of frame walls to improve screw retention improving security
- 7 High security internal glazing system
- 8 Energy efficient double featuring warm-edge spacers and low-e coatings to achieve WERs of up to A and - values as low as 1.4W/m2K
- 9 High security 8-point locking (9 on larger sizes) providing the ultimate burglar deterrent. Patented bolt into the keep docking system prevents sideways movement of the bolt when under attack
- 10 Meets and exceeds all current building standards including PAS24:2016



Something old, something new..

Let's get the jargon out of the way. A casement is simply a window held on hinges in a frame. In the UK where external shutters are rare, the vast majority of casements open outwards. Within casements, there are various styles. A flush casement is simply one where the opening window sits flush in its frame, rather than standing proud.

It's a design that is elegant in its simplicity and is found in all sorts of traditional properties, from all periods. What's more, the lines are understated which makes them ideal for more contemporary properties which rely on minimalist styling. Optima Flush Casements replicate timber original's appearance to perfection, but go well beyond in terms of thermal performance and weathering capability. Now it's possible to have the look you want and the comfort you need. Now it's possible to combine charm and security, character and ease of maintenance. It's old style with new standards.

Lines and proportions

We've thought of it all: the right-sized frame with the right-sized window, and transoms, mullions and dummy sashes that create the authentic appearance and lines of a traditional flush casement. The shape is chamfered on the outside to shed the rain, and for indoors we incorporate a sculptured bead for that classical feel.



Chamfered style externally



Sculptured Bead internally



Conserving and advancing

There's a fine line between preserving our heritage and being stuck in the past. Many planning authorities recognise this and although there are a few cases where original materials are the only acceptable option, these are becoming fewer and further apart. Conservation areas and even listed buildings now have their share of PVC-U windows. The reasons are simple: the appearance has been perfected.

Our PVC-U Flush Casement windows are virtually indistinguishable from timber but have two major advantages. Firstly, they are more affordable and can make a huge improvement to the comfort and appearance of a property where timber alternatives may be prohibitively expensive. Secondly, their insulating qualities, easy maintenance and recyclability make them an environmentally-friendly alternative.

Our sightlines are spot on. Our Flush Casements have perfectly balanced dummy sashes there is a deep bottom rail available. There is a great selection of period colours and wood-effect finishes, including a timber-grained, white or cream painted effect, which avoids potential unease about the smooth surface of PVC-U.



Standard Bottom Rail with welded corners



Deep Bottom Rail with mechanical vertical joints



Deep Top and Bottom Rail

It's character that counts

'Conservation areas protect the features that give character to our developed environments. They do not prevent change, but alterations should preserve or enhance the special character of the area and its setting.'

We couldn't agree more.





The essential detail, the Optima Flush style

Sometimes it's a tiny detail that makes the biggest difference. The Optima Flush range of ironmongery, finishes, glazing and accessories has been carefully selected to allow the widest possible choice of appearance and period detail. Everything is superb quality, tested and proven to stand up to the realities of everyday life. See the list of quality standards that our flush windows are manufactured to on page 15



Colour

The colours and finishes in the Optima Flush range allow you to match the style and fashions of any era with shades chosen to complement different types of brick, stone and render and a range of wood effects including oaks and rosewood grains. For more modern homes, there is Anthracite Grey and for black and white timber-framed houses a deep, dark colour that's almost black. For a Georgian townhouse, choose a crisp painted-white finish, or reflect your rural surroundings with softer, more-muted colours. And if you want to match your interior décor or features, our special colour matching service is also available upon request through our partner, KolorPlas which comes with a full 10 year guarantee.



Glazing

Flush Casement windows are designed to deliver fantastic thermal performance using 24mm sealed-unit double glazing. The overall energy efficiency is dependent upon the actual glass, the construction of the sealed unit, the gas used to fill it and the ratio of glass to frame. We'll work with you to find the best combination for your home and how you use it.




Glazing Bars

With different sizes and shapes of glazing bar, you can recreate your home's original window style or throw caution to the wind and get creative. Our glazing bars fit perfectly onto the surface of the glass, indoors and outdoors, keeping the efficiency of a single glazing unit and the elegant detail that makes your home special.



Hardware

The ironmongery we've selected is appropriate to the windows we've designed and has all the charm of a craftsman made original fittings. Peg stays and monkey-tail handles for flush casements, and all with a choice of finish to blend with, or accent, your choice of window colour. Whether you choose our traditional monkey tail handle in black or our more contemporary range below, our hardware has security built in – features like key-locking handles, which secure all around the frame and child safety restrictors.



Monkey tail handles available in Black only.

Shape

The Optima Flush system has been developed to offer as much choice of individual style as possible whilst still retaining the authentic proportions and designs of historic windows. Our chamfered edges replicate putty lines, whilst our ovolo bead internally replicates the carpenter's skill to incorporate some curved detail.

Handles and stays

We couldn't let our hardware let us down! The traditional appearance was a must, so even though our Flush Casements have their own friction hinges, we've got dummy peg stays and gorgeous, monkey-tail handles all finished the way you'd expect, with a craftsman's attention to detail.



Please note that standard handles are available in the five colours shown above: Chrome, satin, gold, white and black.



SECURED BY DESIGN

PEACE OF MIND, BUILT IN

With one home in England and Wales broken into every seven seconds – Windows are in the ‘frontline’ in the battle to protect your home from intruders.

All of our flush casement windows are designed to give you and your home the highest levels of protection, featuring multi-point locking and reinforced frames.

We can also supply windows to an enhanced security, Police accredited Secured by Design Specification, in areas where security is a particular issue or for parts of the home potentially vulnerable to attack.



ACCREDITATIONS AND REGULATIONS

Our windows are manufactured to the highest standards in compliance with controls set out in British Standards ISO9001, which ensure a commitment to consistent product quality.

Meeting and far exceeding current UK Building Regulations, your new windows are future-proofed for years to come.

OUR COMMITMENT TO THE LATEST REGULATIONS AND STANDARDS


- PAS24:2016, enhanced security for windows*
- Part M, (Access to and use of Buildings) compliance*
- Part Q (Security: Dwellings) compliance
- Part L (Conservation of Fuel and Power), compliance
- ISO 9001, Quality Management System approved to ISO 9001:2008
- Environmental Management Policy approved to ISO 1401:2004
- Health and Safety management policy approved to ISO 18001:2007
- CE Marking approval
- Secured by Design (SBD)*
- U-Value reports independently provided by BuildCheck

*Optional specially selected product configurations only



PEACE OF MIND BUILT IN





KLIC HOME[®]
IMPROVEMENTS

klichome.co.uk
0800 999 1586